




# CHEAT SHEET







## Adding Minerals

		
Brand New Seedlings	Replenishing Cooler Months (Below 90°)	Replenishing Hotter Months (Above 90°)
1/2 Strength	Full Strength	1/2 Strength
10ml of each per gallon	20ml of each per gallon	10ml of each per gallon

Add minerals every time you add water.  
Minerals and other accessories can be ordered at [mhitch.towergarden.com](http://mhitch.towergarden.com)



## Setting Your Timer

			
Cold Weather (Temps below 35°)	Cooler Weather (Temps below 70°)	Warmer Weather (Temps above 70°)	Hot Weather (Temps above 100°)
On during the coldest part of the night*	15 on 30 off	15 on 15 off	On during the hottest part of the day*

\*Set timer to run continuously during these times and run on timer the rest of the day/night

**NEW  
TIMER**



OUTSIDE = "0" SETTING  
INSIDE = "1" SETTING

## Weekly Maintenance

	WEEK 1	WEEK 2	WEEK 3	WEEK 4
Check Water				
Wipe Tower				
Check pH (5.5 - 6.5)				
Remove dead leaves				
Trim roots in reservoir*				

\*only needs to be done weekly when growing large plants such as squash, tomatoes, etc.

## Monthly Maintenance

	JAN	FEB	MAR	APR	MAY	JUN	JUL	AUG	SEP	OCT	NOV	DEC
Clean Filter												
Check Reservoir												

Check your Tower Garden<sup>®</sup> each day for pests. Track your maintenance on this cheat sheet or with a dry erase board.